

Unit 1

The Nn Sound- Part 4

Teaching Goal

- To be able to recognize and identify upper and lower case of **Nn**.
- To be able to remember the letter **Nn** and the sound it makes.
- To be able to trace the letter with correct strokes.
- To remember the vocabulary words that begin with **Nn** (**net, nine, nest**).
- To be able to follow the words with their fingers and say the chant.

Materials

- ✓ DVD **Nn**
- ✓ LivePen
- ✓ Flashcards of **Nn**
- ✓ Balloons
- ✓ Playdough and crayons or markers

Time

1.5 hrs (80 minute lesson + 10 minute break time)

Warm-up/ Circle Time (15 Minutes)

“Thank you (for your kindness).” / Thank you very much.”

“You’re welcome.”




1. Review the sentence patterns with your class and make sure they understand the meaning of the sentences.
2. Ask the class to share the task which you have given to them to do to their family and what were the reaction of their family members.
3. **Encourage** the students to **continue this positive behavior** in their daily lives.



*Some students may forget or do not do the task or they just do not feel like sharing, therefore **do respect** and **also ask other students to respect** and **not to blame them** for not doing so. Do keep on **encouraging them to do it every day!***

Review Lesson (15 Minutes)

1. Review the letter **Nn** and the sound with the students.
2. Review the new vocabulary words: **net, nine, nest** to make sure the students are familiar with the words and pronunciation.
3. Clap and say the chant together as a class.





For IRS Pen ONLY



Feel free to use IMS mode. Just point to a picture, IRS Pen will AUTOMATICALLY play a video.



Teaching Tips



*Divide the class in teams and compete with their peers during the review can increase the students' interests in learning. Do **assist and encourage** some slow-learners do **keep on trying and not to give-up!***

Activity Time (25 Minutes)

Game: Balloon Toss

1. Review the vocabulary words with your class and make sure they are familiar with the words that begin with **Nn**.
2. Have the students stand in a circle.
3. Toss a balloon to one student and say a vocabulary that starts with **Nn**.
4. They must be able to tap the balloon in the air and say another vocabulary word that also begins with **Nn**.
5. The next student needs to repeat the same steps without dropping the balloon on the ground.



*Make sure **not to blow the balloons too full** to avoid the balloons from popping during the game as the students are all trying to get the balloons. Some students might get shocked or scared if the balloons pop.*

Game: Vocabulary words Touch

1. Review the new vocabulary words with your class and make sure everyone's familiar with the new words.
2. Place the flashcards in different places in the classroom or draw them on the board.
3. Call out the new vocabulary words learned in this unit and have the students find and touch them in the classroom or on the whiteboard.

Student's Book- Let's do it! (15 Minutes)


1. Open **Student's book to Unit 1 Part 4** and ask the students to shape the letter **Nn** with their playdough.
2. Color the pictures.



Teaching Tips




*Shape the letter **Nn** with playdough. Then color the pictures.*



Wrap-up/ Review (10 Minutes)

1. Practice vocabulary words and chant as a group or individually.
2. Reward the students with stickers, hugs, high-fives...etc.

 Play **DVD** **Nn** during the review.

【Feel free to use the LivePen during your lessons】